

Transit Passenger Shelter | 6 Series - 14' 7.5" L

SPECIFICATIONS

The 6 Series is our largest standard transit shelter and accommodates 8-28 passengers and is available with or without a front wind screen.

Handi-Hut's line of standard transit shelters are pre-engineered, prefabricated in rust-proof, anodized aluminum, glazed with clear, tempered safety glass, and includes an aluminum bench with backrest.

Choose from 9 different roof styles, numerous designs, sizes, colors, configurations, options and accessories. With our modular manufacturing method, you can mix and match, or we can create a completely custom shelter from scratch. Either way, Handi-Hut shelters are a great value and will suit virtually any site or budget.

- Low maintenance and super durable
- ADA Compliant
- All hardware included
- Concealed rain gutters
- Easy assembly reduces installation time and cost
- Optional solar lighting

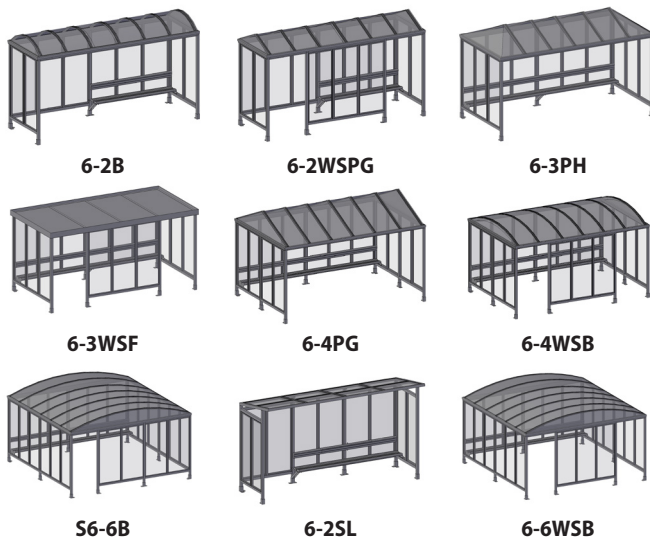


Model 6-2WSH


© Copyright 2024 Handi-Hut Inc. All Rights Reserved

VIEWS

Views below are some of our 6 Series Transit Shelters. To see all 6 Series models, go to www.handi-hut.com



ROOF STYLES



*Only Model 6-2 is available with the slope roof in the 6 series

DIMENSIONS/CAPACITY

Model	Size	Capacity	Windscreen
6-2	14' 7.5" x 5'	8-9	No
6-2WS	14' 7.5" x 5'	8-9	Yes
6-2SL	14' 7.5" x 4'	8-9	No
6-3	14' 7.5" x 7' 5"	12-14	No
6-3WS	14' 7.5" x 7' 5"	12-14	Yes
6-4	14' 7.5" x 9' 10.5"	15-18	No
6-4WS	14' 7.5" x 9' 10.5"	15-18	Yes
6-6	14' 7.5" x 14' 7.5"	24-28	No
6-6WS	14' 7.5" x 14' 7.5"	24-28	Yes

All shelters include a bench and backrest



Model 6-2SL



Model 6-4WSH with Custom Opening

FRAME FINISHES

Anodized Aluminum, 6063-T52 Alloy (Standard)

Dark Bronze Clear (Silver)

Powder Coating available upon request (additional cost)


BOTTOM CLOSURE PANELS



Aluminum panels inset at toe kick, inhibit debris, leaves and snow from entering shelter. Helps to minimize maintenance. Color may vary from frame.

WALL PANELS

1/4" Tempered Safety Glass, Clear




Tempered glass is stronger and safer than regular glass.

Additional Wall Panel Options:

- 1/4" Bronze Tinted Tempered Safety Glass
- Clear Polycarbonate
- Clear Acrylic
- Clear Abrasion Resistant Polycarbonate
- Perforated Aluminum

ROOF

6mm Twinwall Polycarbonate, UV Coated / **ROOF: Vaulted Hip | Gable | Barrel**




Translucent sheets with ribbed core. Impact resistant and light weight.

Clear (80% Light Transmission)

White (45% Light Transmission)

Bronze Tint (45% Light Transmission)

Standing Seam Aluminum / **ROOF: Vaulted Hip | Gable**



Rugged aluminum frame with ribbed aluminum panels are exceptionally durable, rustproof, fade resistant and easy to maintain.

Black or Dove Gray

More colors available - additional cost

1/4" Endurex 300 / **ROOF: Flat**



Features Aluminum on both sides of a solid thermoplastic core. Endurex 300 combines all the best features of moisture and impact resistance with excellent rigidity.

Black or Silver

1/4" White Acrylic / **ROOF: Dome**



Economical and stylish

White

OPTIONS/ACCESSORIES

- Armrests (vagrant deterrent)
- Leaning Rail
- Ornamental Grillework
- Schedule / Sign Holder
- Solar Light
- Solar Cell Phone / Laptop Charger
- Trash Cans