

Handi-Hut's line of Smoking Shelters are pre-engineered, prefabricated in rust-proof, anodized aluminum, glazed with clear, tempered safety glass, and includes an aluminum bench with backrest.

Great options for businesses, apartment buildings, nursing & assisted living homes, hotels and more.

Choose from 9 different roof styles, numerous designs, sizes, colors, configurations, options and accessories. With our modular manufacturing method, you can mix and match, or we can create a completely custom shelter from scratch. Either way, Handi-Hut shelters are a great value and will suit virtually any site or budget.

- Low maintenance and super durable
- Concealed rain gutters
- Easy assembly reduces installation time and cost
- Includes 4 walls with front, left opening (not on slope roof style)
- Vented roof styles available
- ADA Compliant
- All hardware included



Model S6-2VR

© Copyright 2024 Handi-Hut Inc. All Rights Reserved

VIEWS

Views below are some of our 6 Series Smoking Shelters. To see all 3 Series models, go to www.handi-hut.com



S6-2R



S6-3F



S6-4H



S6-6B



6-2SL

DIMENSIONS/CAPACITY

Model	Size	Capacity	Windscreen
S6-2	14' 7.5" x 5'	8-9	Yes
S6-3	14' 7.5" x 7' 5"	12-14	Yes
S6-4	14' 7.5" x 9' 10.5"	15-18	Yes
S6-6	14' 7.5" x 14' 7.5"	24-28	Yes
6-2SL	14' 7.5" x 4'	8-9	No

All shelters include a bench and backrest

ROOF STYLES



Dome



Flat



Barrel



Slope*
(Available only with 3 walls - open front)



Vented Poly Hip



Vented Poly Gable



Vented Standing Seam Hip



Vented Standing Seam Gable



Vented Historical

*Only Model 6-2 is available with the slope roof in the 6 series



Model S6-4B



Model S6-4VRG

FRAME FINISHES

Anodized Aluminum, 6063-T52 Alloy (Standard)



Dark Bronze Clear (Silver)

Powder Coating available upon request (additional cost)


BOTTOM CLOSURE PANELS



Aluminum panels inset at toe kick, inhibit debris, leaves and snow from entering shelter. Helps to minimize maintenance. Color may vary from frame.

WALL PANELS

1/4" Tempered Safety Glass, Clear




Tempered glass is stronger and safer than regular glass.

Additional Wall Options:

- 1/4" Bronze Tinted Tempered Safety Glass
- Clear Polycarbonate
- Clear Acrylic
- Clear Abrasion Resistant Polycarbonate
- Perforated Aluminum

ROOF

6mm Twinwall Polycarbonate, UV Coated / **ROOF: Vaulted Hip | Gable | Barrel**




Translucent sheets with ribbed core. Impact resistant and light weight.

Clear (80% Light Transmission)

White (45% Light Transmission)

Bronze Tint (45% Light Transmission)

Standing Seam Aluminum / **ROOF: Vaulted Hip | Gable**



Finished aluminum panels with ribbed profile are exceptionally durable, Rustproof, fade resistant and easy to maintain.

Black or Dove Gray

More colors available - additional cost

1/4" Endurex 300 / **ROOF: Flat**



Features Aluminum on both sides of a solid thermoplastic core. Endurex 300 combines all the best features of moisture and impact resistance with excellent rigidity.

Black or Silver

1/4" White Acrylic / **ROOF: Dome**



Economical and stylish

White

OPTIONS/ACCESSORIES

- Leaning Rail
- 36" Door
- Ash Tray
- Exhaust Fan
- Smoking Area sign
- Solar Light & Solar Cell Phone / Laptop Charger
- Trash Cans