

Handi-Hut's line of Smoking Shelters are pre-engineered, prefabricated in rust-proof, anodized aluminum, glazed with clear, tempered safety glass, and includes an aluminum bench with backrest.

**Great options for businesses, apartment buildings, nursing & assisted living homes, hotels and more.**

Choose from 9 different roof styles, numerous designs, sizes, colors, configurations, options and accessories. With our modular manufacturing method, you can mix and match, or we can create a completely custom shelter from scratch. Either way, Handi-Hut shelters are a great value and will suit virtually any site or budget.

- Low maintenance and super durable
- Concealed rain gutters
- Easy assembly reduces installation time and cost
- Includes 4 walls with front, left opening (not on slope roof style)
- Vented roof styles available
- ADA Compliant
- All hardware included



Model S4-2 Custom

© Copyright 2024 Handi-Hut Inc. All Rights Reserved

### VIEWS

Views below are some of our 4 Series Smoking Shelters. To see all 3 Series models, go to [www.handi-hut.com](http://www.handi-hut.com)



S4-2VPH

S4-4B

4-2SL

### DIMENSIONS/CAPACITY

Model	Size	Capacity	Windscreen
S4-2	9' 10.5" x 5'	5-6	Yes
S4-4	9' 10.5" x 9' 10.5"	10-12	Yes
4-2SL	9' 10.5" x 4'	5-6	No

All shelters include a bench and backrest

### ROOF STYLES




Dome



Flat



Barrel



Slope  
(Front Wind Screen not available)



Vented Poly Hip



Vented Poly Gable



Vented Standing  
Seam Hip



Vented Standing  
Seam Gable



Vented Historical



Model S4-4VPR



Model S4-2 with Solar Panel & Light 8-2023 R

### FRAME FINISHES

Anodized Aluminum, 6063-T52 Alloy (Standard)



Dark Bronze    Clear (Silver)

Powder Coating available upon request (additional cost)


### BOTTOM CLOSURE PANELS



Aluminum panels inset at toe kick, inhibit debris, leaves and snow from entering shelter. Helps to minimize maintenance. Color may vary from frame.

### WALL PANELS

1/4" Tempered Safety Glass, Clear




Tempered glass is stronger and safer than regular glass.

**Additional Wall Options:**

- 1/4" Bronze Tinted Tempered Safety Glass
- Clear Polycarbonate
- Clear Acrylic
- Clear Abrasion Resistant Polycarbonate
- Perforated Aluminum

### ROOF

6mm Twinwall Polycarbonate, UV Coated / **ROOF: Vaulted Hip | Gable | Barrel**




Translucent sheets with ribbed core. Impact resistant and light weight.

Clear (80% Light Transmission)

White (45% Light Transmission)

Bronze Tint (45% Light Transmission)

Standing Seam Aluminum / **ROOF: Vaulted Hip | Gable**



Finished aluminum panels with ribbed profile are exceptionally durable, Rustproof, fade resistant and easy to maintain.

Black or Dove Gray

More colors available - additional cost

1/4" Endurex 300 / **ROOF: Flat**



Features Aluminum on both sides of a solid thermoplastic core. Endurex 300 combines all the best features of moisture and impact resistance with excellent rigidity.

Black or Silver

1/4" White Acrylic / **ROOF: Dome**



Economical and stylish

White

### OPTIONS/ACCESSORIES

- Leaning Rail
- 36" Door
- Ash Tray
- Exhaust Fan
- Smoking Area sign
- Solar Light & Solar Cell Phone / Laptop Charger
- Trash Cans